PGL BOREATTON PARK

SHREWSBURY 2024

WHEN????!!!!!

July 2023

Monday 8th July to
Friday 12th July

5 days and 4 nights.

THE PURPOSE OF RESIDENTIAL

To have new experiences.

To become more independent ready for secondary school.

To work in teams with a range of children.

To be away from home and make their own decisions.

To try new things.

WHERE IS IT?

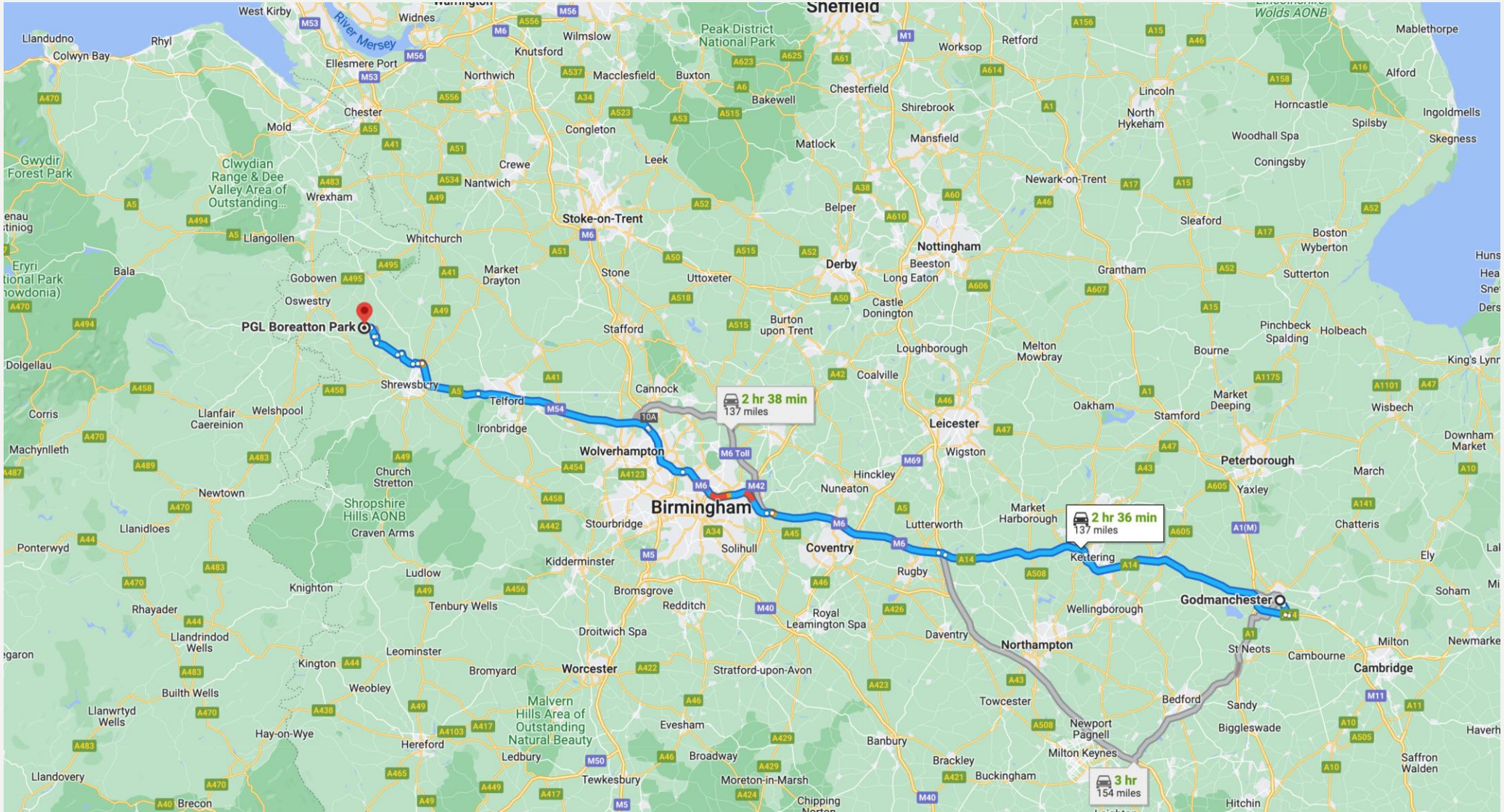

On a coach it roughly takes 3 and a half hours (depending on traffic)

- Boreatton Park is PGL's flagship site, it has more activities than other sites and is really vast.

- Check out PGL's website and look at Boreatton Park, they have photos, videos and tours to show you what it is like.

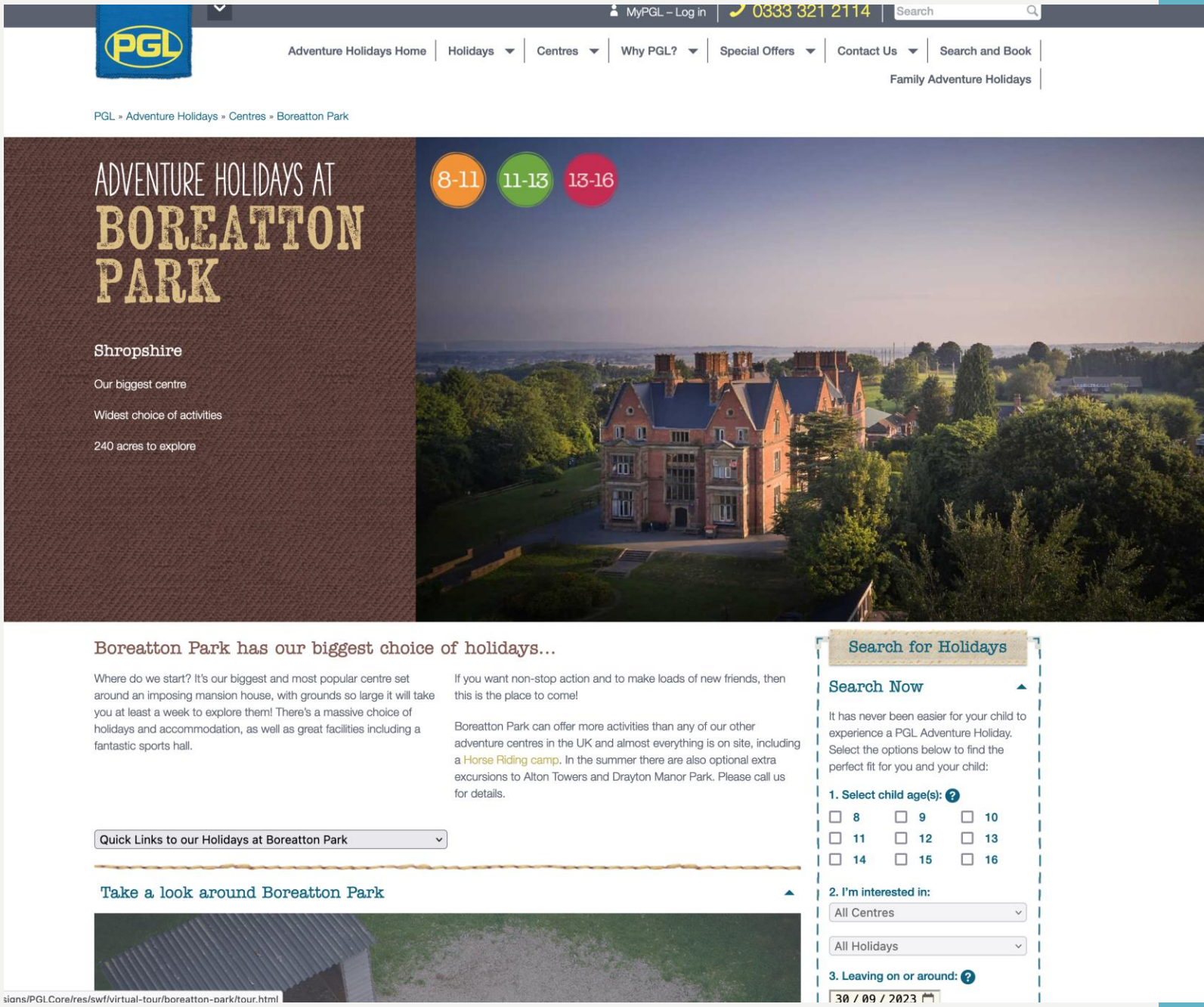

WHAT ACTIVITIES MIGHT YOU DO?

- Most of the activities are really physical.
- The children's favourites were;
- Jacobs Ladder
- You climb in groups and

help each other reach the top

ARCHERY AND RIFLE SHOOTING

WALL CLIMBING AND ABSEILING



1 WATER ACTIVITY – LAST YEAR WE DID PADDLEBOARDING

FENCING AND DEN BUILDING

TRAPEZE!

- Although many children were frightened by the height, 99% of them completed the activity. They have to jump from the small platform and grab the bar in front of them.

Sample Day

Sample day at Boreatton Park (based on 7 night Multi Activity holiday)	
Typical timings	**Activities**
07:00	Your Group Leader will **wake you up** so that you can get up and get ready for the day ahead.
08:00	Off to the dining room with the rest of your group to fuel up for the day, you'll need plenty of energy to keep you going. **Breakfast** includes cereals, toast, yogurts, porridge, and cooked breakfast – you choose! Don't forget to refill your drinks bottle before you head off to your first activity.
09:15 Session 1	**Abseiling**
10:45	**Break**. Catch your breath and have a quick drink before your next session.
11:00 Session 2	**Buggy Build**
12:30-14:00	**Worked up an appetite?** Great – it's time to replenish your energy stores with the dining room. If you have energy to spare after lunch your Group Leader will always be ready for a quick kickabout with a ball or you could relax and chat with your new friends.
14:15 Session 3	**Archery**
15:45-16:00	A chance for a **breather and a drink** before your Groupie takes you to your next activity.
16:00 Session 4	**Canoeing**
18:00	Time to eat again – a different menu each day (and did we mention, often **evening meals** come with a hot pudding too – or you can stick with fruit if you prefer).
19:00	Talent shows, campfires, quizzes and much more – your **evening entertainment** programme gives you the chance to get together with everyone else in your age group and have some laughs.
21:00-22:30	**Bedtime.** The younger ones go first whilst older groups have time to chill out and chat or watch a DVD. Then it's lights out and time to sleep ready to do it all over again tomorrow!

SLEEP ARRANGEMENTS/ ACCOMMODATION

We are in the timber lodges this year.

The rooms are decided by friendships but also the dynamics of groups are taken into consideration – they have the sleep at the end of the day!

Each room has an ensuite

Each room has 6 bunkbeds

Children bring their own pillows and sleeping bag.

FOOD HALL

- A great range of food, with lots of options.
- See the website for menus and dietary requirements
- https://www.pgl.co.uk/en-gb/school-trips/menus-and-food

COSTS

- Payment plan - Total £405
- Deposit: £50 by Thursday 19th October
- 1st Payment: £60 Thursday 30th November
- 2nd payment: £60 Thursday 29th February
- 3rd payment: £60 Sunday 31st March
- 4th payment: £60 Tuesday 30th April
- 5th payment: £60 Friday 31st May
- Last payment: £55 Sunday 30th June
- Pupil premium children pay a discounted rate. Payments are made via Arbor

THINGS YOU CAN START DOING TO HELP YOUR CHILD GET READY FOR THE RESIDENTIAL

Are they used to staying a night away from home?

Can they be independent – choosing suitable clothes, putting sun cream on by themselves, making sure they have everything they need.

Can they manage their own hygiene? Deodorant, showering, brushing hair and teeth?

Are they used to outside activities? Climbing, cycling, walking, getting muddy?

TO KNOW MORE

- https://www.pgl.co.uk/en-gb/school-trips/resources/parent-guide/about
- The PGL website has lots of parent information, including kit lists, what to expect, menus, FAQ and more.

- If you would like to know more or would like to ask your own questions, please dojo your class teacher or Mrs Dojo Mentor (Mrs Hamilton – I am organising the trip).