

## Year 4

## Art: Tingatinga Art

### Learning to Recap:

- Aboriginal art is almost always about a dream time with symbols telling a story.
- Symbols are used in aboriginal art. These symbols communicate a message or story.
- Lines can be long, short, thick, thin, straight and curved
- Primary colours are blue, red and yellow. Primary colours can be mixed to make secondary colours: green, orange and purple.
- Sketches are rough drawings which are made with light pressure.

### New Knowledge and Vocabulary

Edward Tingatinga	Began painting in 1968 in Tanzania. His art used low cost materials but caught the attention of tourists because of its colourful surrealistic style.
Tingatinga Art	<a href="https://www.youtube.com/watch?v=pJhSfGzjEck">https://www.youtube.com/watch?v=pJhSfGzjEck</a>
Tingatinga	Tingatinga is traditionally made on Masonite using bicycle paint. It is typically aimed at tourists so must be small so they can be easily transported and the subjects are intended to appeal to European and American (e.g., The big 5, Wild fauna)
Famous Paintings	The lion, Peacock on the Baobab Tree, Antelope, Leopard, Buffalo, or Monkey
Vibrant colours	Vivid, bright colours which usually represent excitement and optimism. E.g., Red, orange, pink, bright green, blue and purple.
Colour	<b>White:</b> spirituality and purity. It is not seen in a lot of clothing because it is reserved for the purest people and situations. <b>Gold:</b> wealth and fertility. <b>Green:</b> prosperity and health in life. <b>Red:</b> representative of trouble either in the political world or tensions spiritually. <b>Blue:</b> love and peace. It symbolizes earth, the sky, and water.



### Because, but, therefore...

Tingatinga art is easy to replicate because...

Tingatinga art is easy to replicate but...

Tingatinga art is easy to replicate therefore...

### Application of knowledge

**Draw and paint a piece inspired by African nature in the style of Tingatinga.**

Draw and paint a piece inspired by local nature in the style of Tingatinga.

## Year 4

## Art: Tingatinga Art

### Learning to Recap:

- Aboriginal art is almost always about a dream time with symbols telling a story.
- Symbols are used in aboriginal art. These symbols communicate a message or story.
- Lines can be long, short, thick, thin, straight and curved
- Primary colours are blue, red and yellow. Primary colours can be mixed to make secondary colours: green, orange and purple.
- Sketches are rough drawings which are made with light pressure.

### Aboriginal Art

Describe three features of aboriginal art:



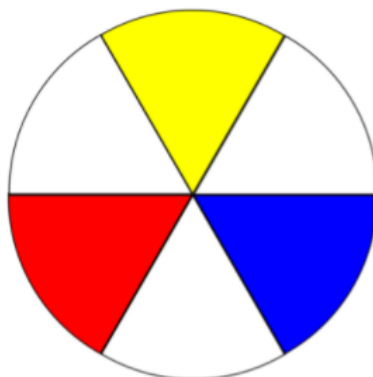
1. \_\_\_\_\_  
\_\_\_\_\_
2. \_\_\_\_\_  
\_\_\_\_\_
3. \_\_\_\_\_  
\_\_\_\_\_

### Lines

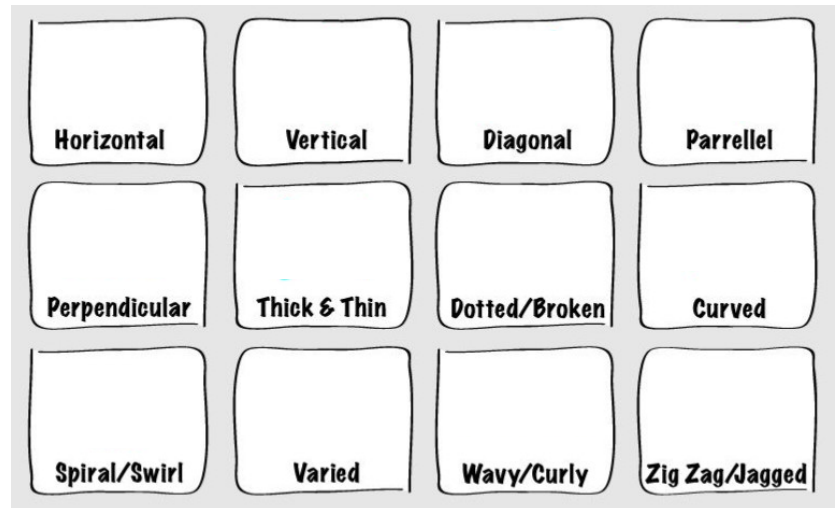
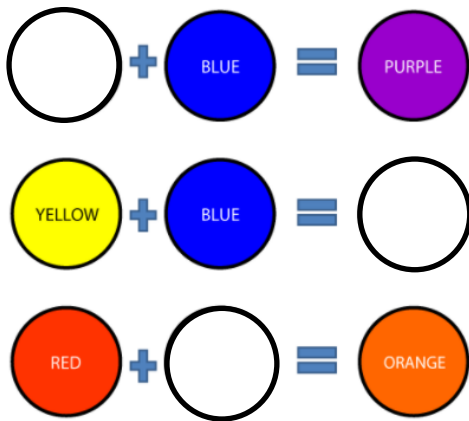
Long	Short	Thick	Thin	Straight	Curved

### Colour Mixing

Colour and label the blank segments to show the secondary colours made when mixing the primary colours.



## Recap



## Edward Tingatinga



What was Edward Tingatinga's full name? \_\_\_\_\_

Which African country did Tingatinga grow up in? \_\_\_\_\_

What job did Tingatinga do before becoming an artist? \_\_\_\_\_

What materials did Tingatinga use to create his art? \_\_\_\_\_

What was Tingatinga's art inspired by? \_\_\_\_\_

Describe Tingatinga art in four words: \_\_\_\_\_

## Responding to Artwork:

Describe what you see:



How does this artwork make you feel?



Recap

Where was Edward Tingatinga from?

What influences Tingatinga’s art?

Who was Tingatinga’s audience?

Hyena



Vibrant Colours


**Recap**

Would you describe Tingatinga’s art as sophisticated? Why?

What does perspective mean?

**Bird in Tree**

Recap

RED

+

BLUE

=

YELLOW

+

=


GREEN

+

=

ORANGE

What makes these colours vibrant?




Tree



Bird



A large, empty rectangular box with a thin black border, occupying the majority of the page below the header. It is intended for drafting a final piece.





Was Tingatinga trained in fine art? How did this influence his art?	What inspired Tingatinga art? Why was this his inspiration?	What was Tingatinga’s legacy?

Tingatinga art is easy to replicate because \_\_\_\_\_

\_\_\_\_\_

\_\_\_\_\_

\_\_\_\_\_

\_\_\_\_\_

Tingatinga art is easy to replicate but \_\_\_\_\_

\_\_\_\_\_

\_\_\_\_\_

\_\_\_\_\_

\_\_\_\_\_

Tingatinga art is easy to replicate therefore \_\_\_\_\_

\_\_\_\_\_

\_\_\_\_\_

\_\_\_\_\_

\_\_\_\_\_